

**Georgia Department of Community Affairs
Office of Research**

COUNTY JAIL INMATE POPULATION REPORT*

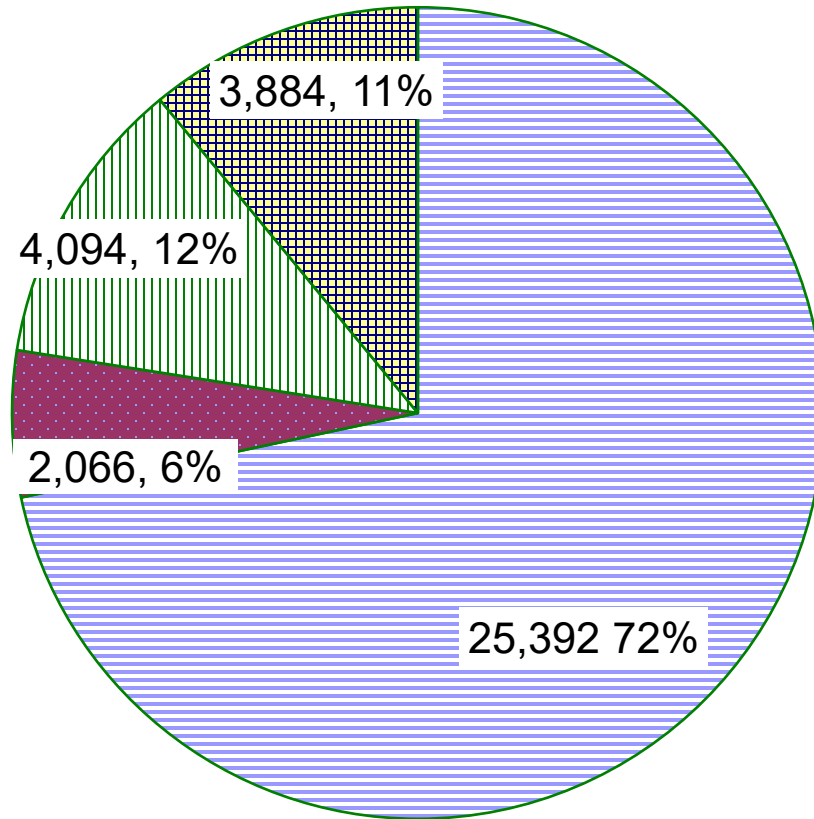
**Inmate Counts Reported To GBI/GCIC By Each Sheriff's Office
For Their Inmate Population AS OF: Thursday, June 3, 2021**

DATA SUMMARY

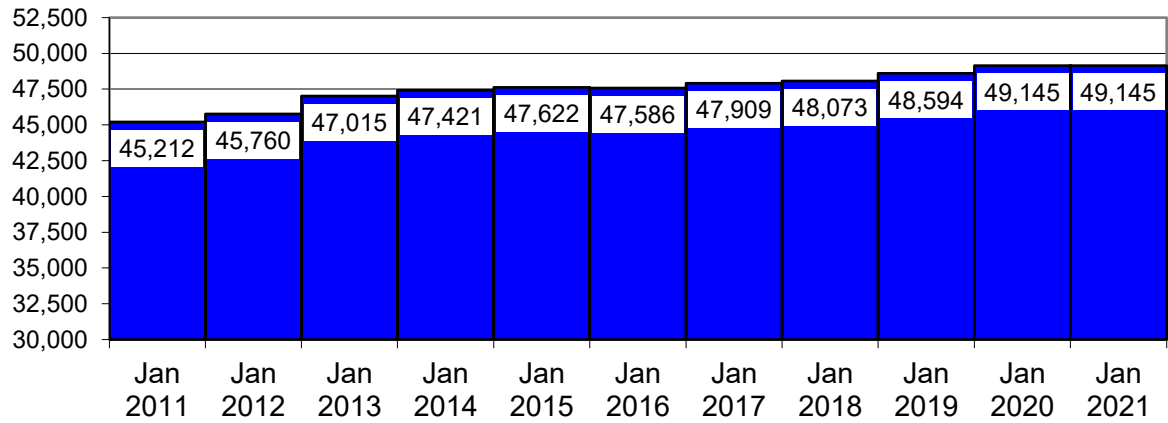
| ITEM | Jun 2021 | | May 2021 | | INCR /DECR | |
|---|----------|------|----------|------|------------|-----|
| | # | % | # | % | # | % |
| 1 Number of Jail Inmates | 35,436 | | 33,997 | | 1,439 | |
| 2 Capacity of Jails Reporting (permanent beds) | 49,064 | | 49,228 | | -164 | |
| 3 Percent of Jail Capacity | | 72% | | 69% | | 3% |
| 4 Number of Jails Over Capacity | 25 | | 21 | | 4 | |
| 5 Inmates Sentenced to State Institutions | 2066 | | 2700 | | -634 | |
| 6 Percent of State-Sentenced Inmates Housed at County Level | | 6% | | 8% | | -2% |
| 7 Number of Inmates Awaiting Trial | 25,392 | | 23,696 | | 1,696 | |
| 8 Percent of Inmates Awaiting Trial | | 72% | | 70% | | 2% |
| 9 Number of Inmates Sentenced to County Jails | 4,094 | | 3,956 | | 138 | |
| 10 Percent of Inmates Sentenced to County Jails | | 12% | | 12% | | 0% |
| 11 Number of Other Inmates | 3,884 | | 3,645 | | 239 | |
| 12 Percent of Other Inmates | | 11% | | 11% | | 0% |
| 13 Percent of Jails Reporting | | 100% | | 100% | | 0% |
| 14 Number of Counties with Jails | 142 | | 142 | | 0 | |

*** In cooperation with the Georgia Crime Information Center, the Georgia Department of Community Affairs compiles and publishes this report for the Georgia Sheriff's Association and the Association County Commissioners of Georgia. All data in this report has been provided to GBI/GCIC by Sheriff's offices and transferred from the Georgia Bureau of Investigation to DCA for publication."

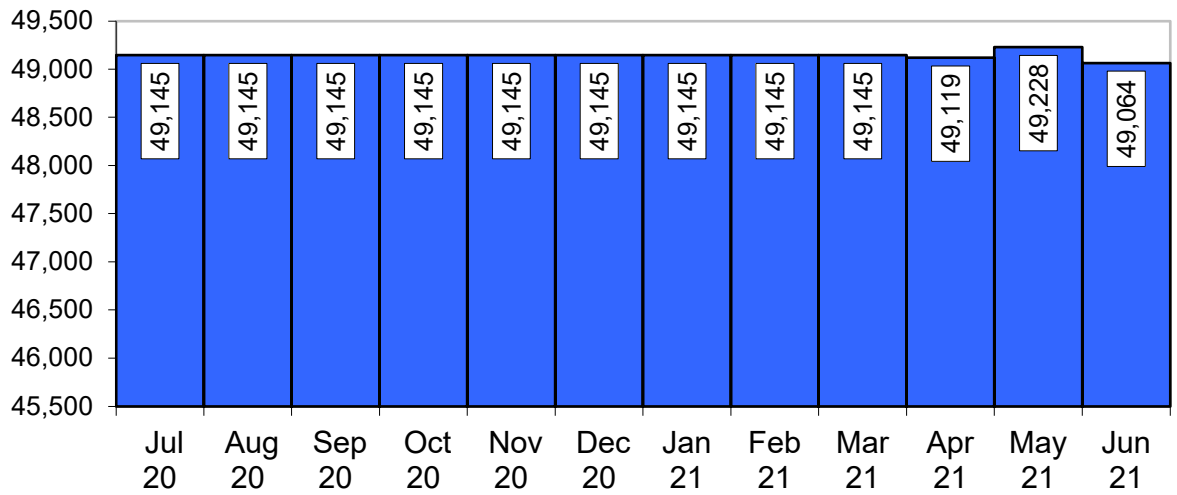
Jail Composition June 2021



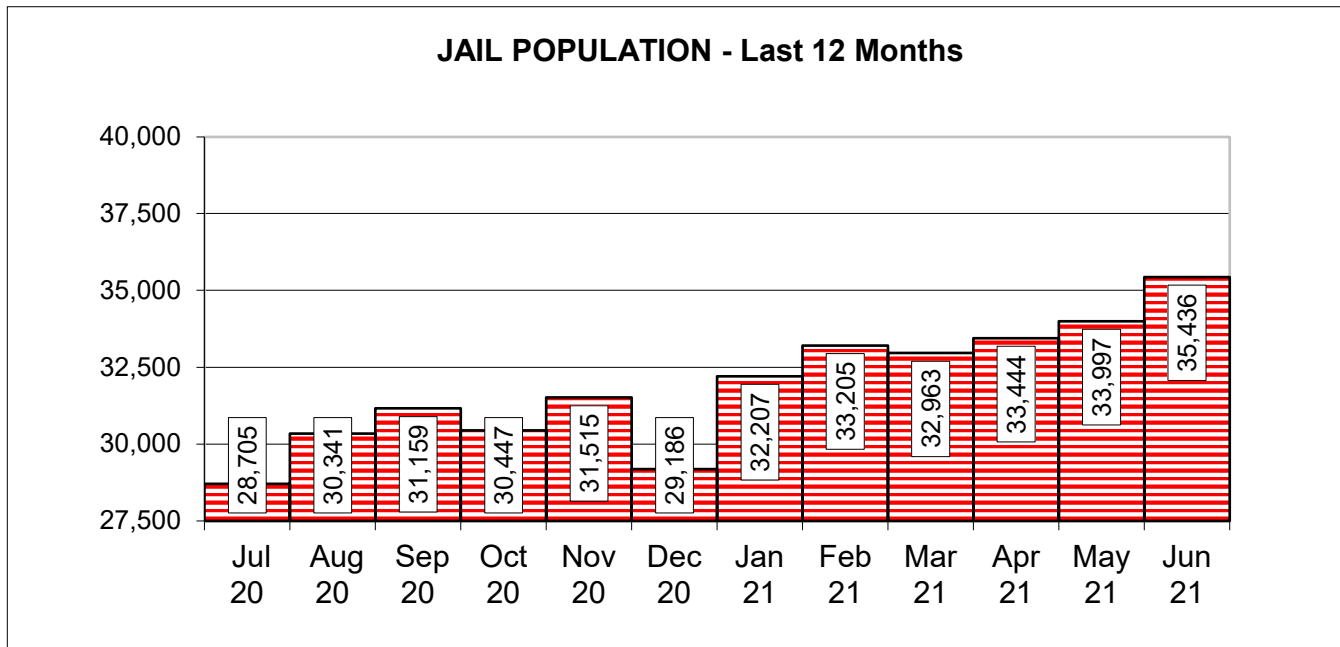
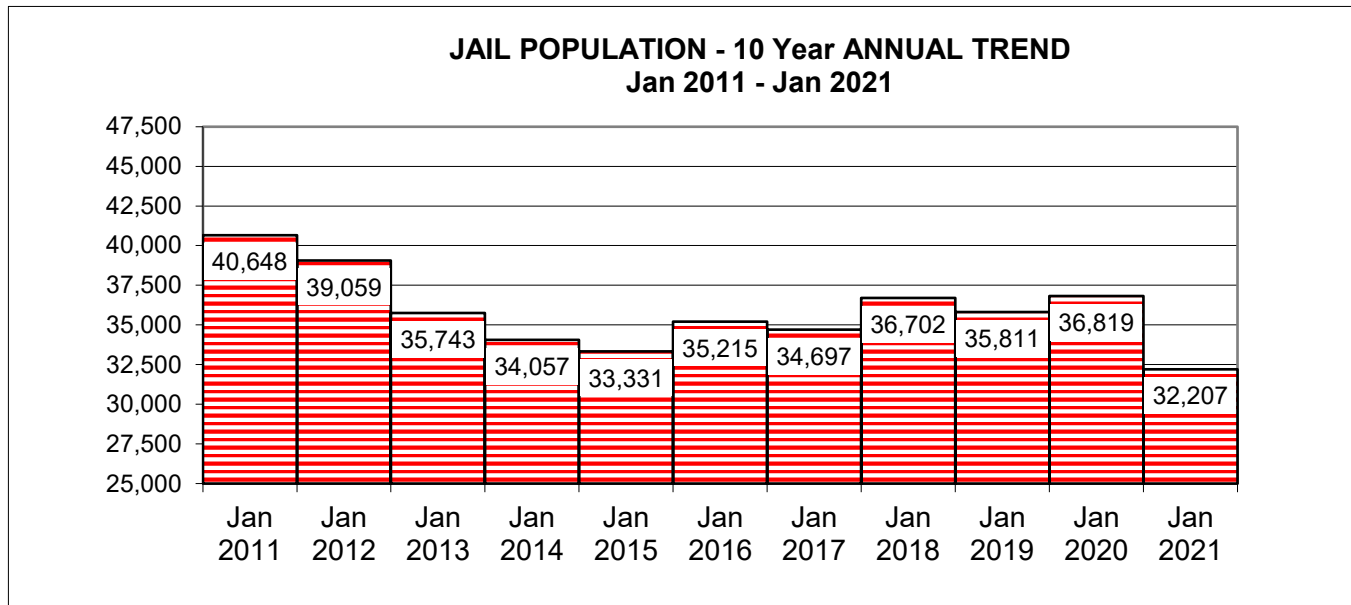
COUNTY JAIL CAPACITY - 10 Year ANNUAL TREND
Jan 2011 to Jan 2021



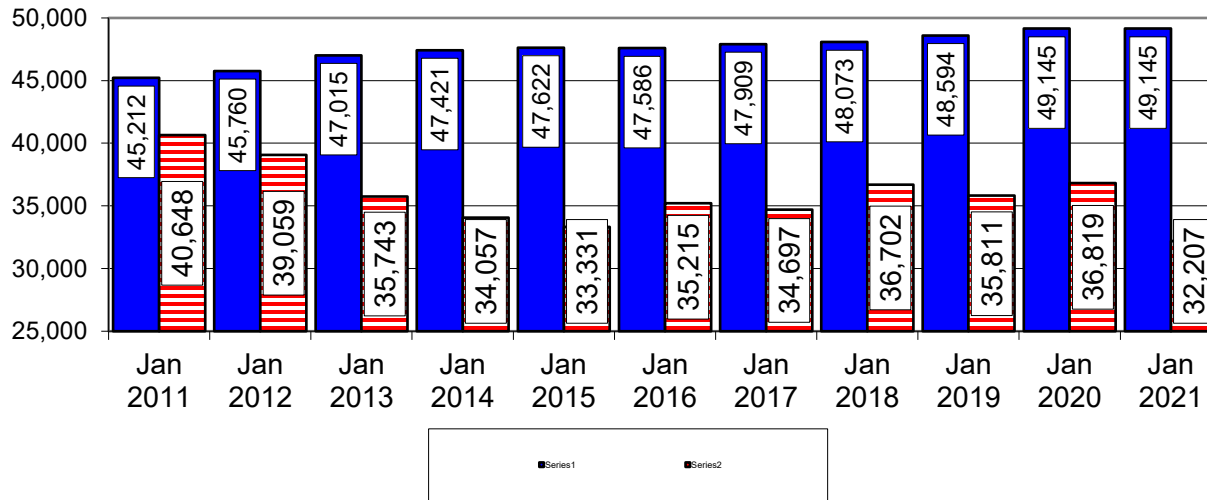
COUNTY JAIL CAPACITY - LAST 12 MONTHS



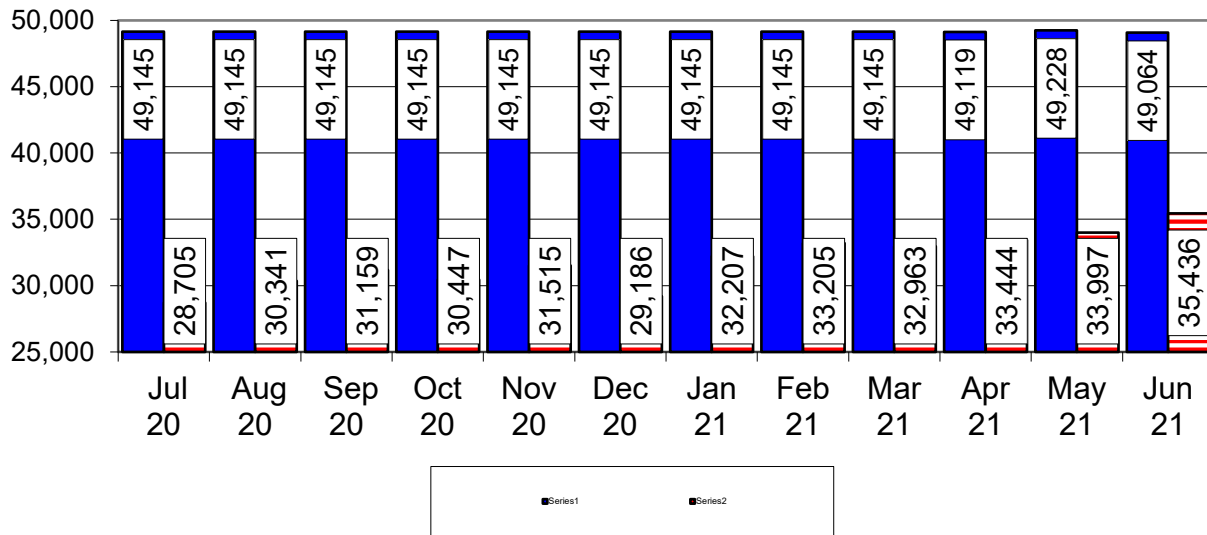
Source: All data in this report has been provided to DCA by the Georgia Bureau of Investigation (GBI).



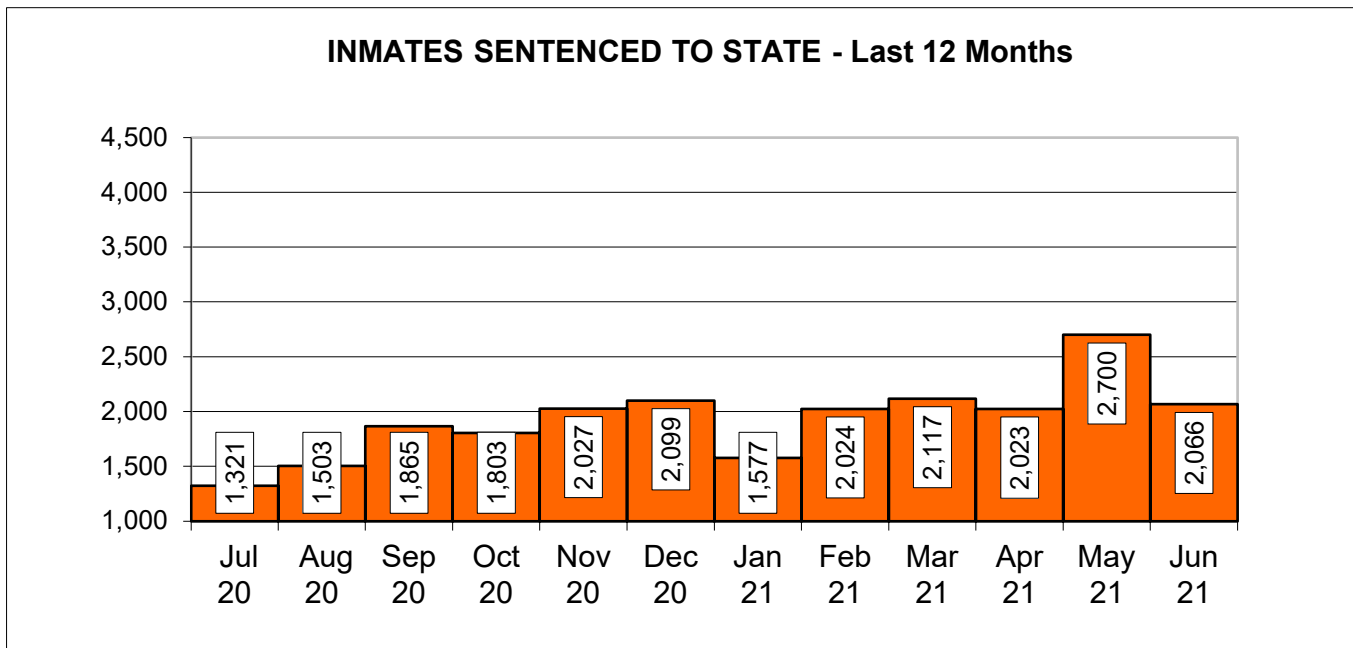
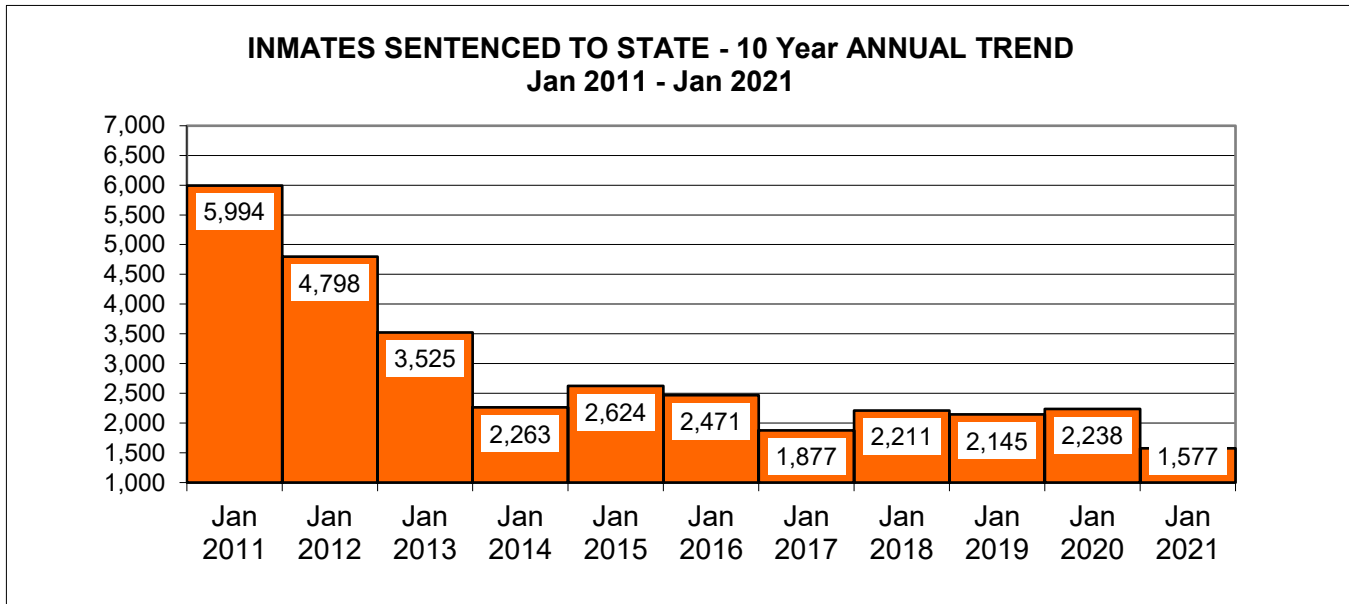
JAIL CAPACITY VS INMATE POPULATION - 10 Year ANNUAL TREND
Jan 2011 - Jan 2021



JAIL CAPACITY VS INMATE POPULATION - LAST 12 MONTHS

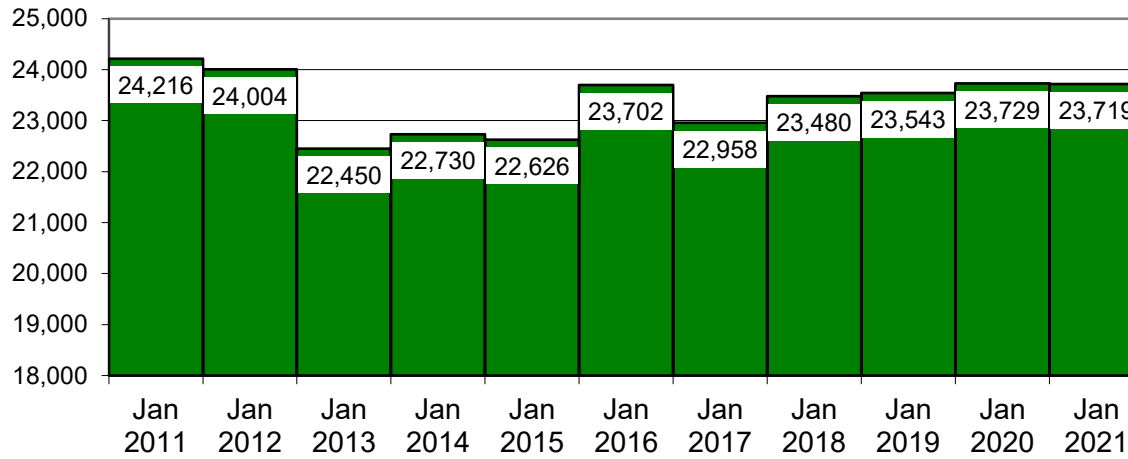


Source: All data in this report has been provided to DCA by the Georgia Bureau of Investigation (GBI).

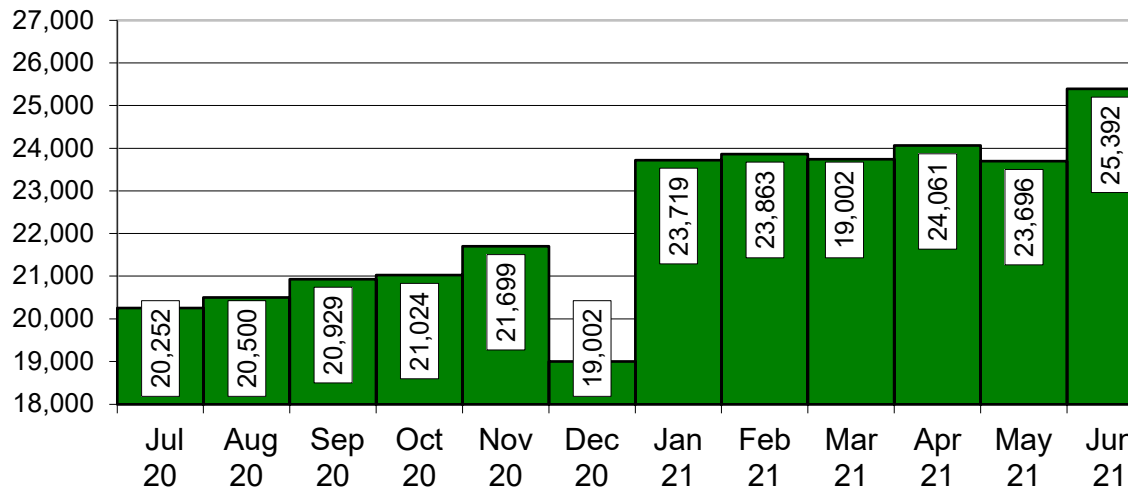


Source: All data in this report has been provided to DCA by the Georgia Bureau of Investigation (GBI).

**INMATES AWAITING TRIAL IN JAIL - 10 Year ANNUAL TREND
Jan 2011 - Jan 2021**



INMATES AWAITING TRIAL IN JAIL - Last 12 Months



County Jail Report
Primary Jail Capacity Data
June 2021

(Does not include Inmates housed in other detention facilities such as Work Release Centers, County Prisons, etc.)

| Jurisdiction | Number of Inmates In Jail | Jail Capacity | Inmates as % of Capacity | Number of Inmates Sentenced to State | | Number of Inmates Awaiting Trial in Jail | | Number of Inmates Serving County Sentence | | Number of Other Inmates | |
|---------------------------|---------------------------|---------------|--------------------------|--------------------------------------|------------|--|------------|---|------------|-------------------------|------------|
| | | | | Number | % of Total | Number | % of Total | Number | % of Total | Number | % of Total |
| 001 APPLING | 106 | 84 | 126% | 2 | 2% | 44 | 42% | 3 | 3% | 57 | 54% |
| 002 ATKINSON | 16 | 18 | 89% | 0 | 0% | 13 | 81% | 3 | 19% | 0 | 0% |
| 003 BACON | 53 | 76 | 70% | 0 | 0% | 0 | 0% | 40 | 75% | 13 | 25% |
| 004 BAKER NO JAIL | 0 | 0 | 0% | 0 | 0% | 0 | 0% | 0 | 0% | 0 | 0% |
| 005 BALDWIN | 202 | 316 | 64% | 3 | 1% | 64 | 32% | 41 | 20% | 94 | 47% |
| 006 BANKS | 76 | 60 | 127% | 3 | 4% | 67 | 88% | 2 | 3% | 4 | 5% |
| 007 BARROW | 278 | 391 | 71% | 15 | 5% | 229 | 82% | 27 | 10% | 7 | 3% |
| 008 BARTOW | 555 | 700 | 79% | 45 | 8% | 372 | 67% | 131 | 24% | 7 | 1% |
| 009 BEN HILL | 124 | 136 | 91% | 11 | 9% | 96 | 77% | 16 | 13% | 1 | 1% |
| 010 BERRIEN | 71 | 76 | 93% | 0 | 0% | 0 | 0% | 55 | 77% | 16 | 23% |
| 011 BIBB | 837 | 966 | 87% | 26 | 3% | 745 | 89% | 37 | 4% | 29 | 3% |
| 012 BLECKLEY | 27 | 72 | 38% | 4 | 15% | 22 | 81% | 1 | 4% | 0 | 0% |
| 013 BRANTLEY | 104 | 124 | 84% | 13 | 13% | 77 | 74% | 5 | 5% | 9 | 9% |
| 014 BROOKS | 77 | 112 | 69% | 0 | 0% | 75 | 97% | 2 | 3% | 0 | 0% |
| 015 BRYAN | 30 | 68 | 44% | 3 | 10% | 26 | 87% | 1 | 3% | 0 | 0% |
| 016 BULLOCH | 365 | 387 | 94% | 38 | 10% | 282 | 77% | 43 | 12% | 2 | 1% |
| 017 BURKE | 117 | 138 | 85% | 0 | 0% | 85 | 73% | 0 | 0% | 32 | 27% |
| 018 BUTTS | 262 | 316 | 83% | 0 | 0% | 0 | 0% | 107 | 41% | 155 | 59% |
| 019 CALHOUN | 20 | 42 | 48% | 0 | 0% | 18 | 90% | 2 | 10% | 0 | 0% |
| 020 CAMDEN | 127 | 108 | 118% | 8 | 6% | 109 | 86% | 4 | 3% | 6 | 5% |
| 021 CANDLER | 28 | 72 | 39% | 4 | 14% | 15 | 54% | 5 | 18% | 4 | 14% |
| 022 CARROLL | 495 | 682 | 73% | 1 | 0% | 478 | 97% | 2 | 0% | 14 | 3% |
| 023 CATOOSA | 207 | 248 | 83% | 0 | 0% | 168 | 81% | 8 | 4% | 31 | 15% |
| 024 CHARLTON NO JAIL | 0 | 0 | 0% | 0 | 0% | 0 | 0% | 0 | 0% | 0 | 0% |
| 025 CHATHAM | 1296 | 1524 | 85% | 12 | 1% | 1209 | 93% | 5 | 0% | 70 | 5% |
| 026 CHATTAHOOCHEE NO JAIL | 0 | 0 | 0% | 0 | 0% | 0 | 0% | 0 | 0% | 0 | 0% |
| 027 CHATTOOGA | 46 | 46 | 100% | 8 | 17% | 18 | 39% | 0 | 0% | 20 | 43% |
| 028 CHEROKEE | 329 | 512 | 64% | 9 | 3% | 296 | 90% | 23 | 7% | 1 | 0% |
| 029 CLARKE | 313 | 804 | 39% | 57 | 18% | 237 | 76% | 18 | 6% | 1 | 0% |
| 030 CLAY NO JAIL | 0 | 0 | 0% | 0 | 0% | 0 | 0% | 0 | 0% | 0 | 0% |
| 031 CLAYTON | 1895 | 1920 | 99% | 0 | 0% | 1068 | 56% | 712 | 38% | 115 | 6% |
| 032 CLINCH NO JAIL | 0 | 0 | 0% | 0 | 0% | 0 | 0% | 0 | 0% | 0 | 0% |
| 033 COBB | 1399 | 1925 | 73% | 83 | 6% | 1097 | 78% | 219 | 16% | 0 | 0% |
| 034 COFFEE | 402 | 448 | 90% | 39 | 10% | 232 | 58% | 10 | 2% | 121 | 30% |
| 035 COLQUITT | 396 | 210 | 189% | 4 | 1% | 182 | 46% | 207 | 52% | 3 | 1% |
| 036 COLUMBIA | 254 | 266 | 95% | 7 | 3% | 200 | 79% | 22 | 9% | 25 | 10% |
| 037 COOK | 73 | 108 | 68% | 0 | 0% | 23 | 32% | 30 | 41% | 20 | 27% |
| 038 COWETA | 418 | 300 | 139% | 8 | 2% | 230 | 55% | 175 | 42% | 5 | 1% |
| 039 CRAWFORD | 25 | 24 | 104% | 1 | 4% | 20 | 80% | 2 | 8% | 2 | 8% |
| 040 CRISP | 187 | 224 | 83% | 16 | 9% | 101 | 54% | 5 | 3% | 65 | 35% |
| 041 DADE | 71 | 99 | 72% | 10 | 14% | 35 | 49% | 16 | 23% | 10 | 14% |
| 042 DAWSON | 130 | 200 | 65% | 9 | 7% | 79 | 61% | 32 | 25% | 10 | 8% |
| 043 DECATUR | 129 | 175 | 74% | 21 | 16% | 89 | 69% | 17 | 13% | 2 | 2% |
| 044 DEKALB | 1379 | 3636 | 38% | 75 | 5% | 1062 | 77% | 187 | 14% | 55 | 4% |
| 045 DODGE | 131 | 162 | 81% | 7 | 5% | 114 | 87% | 0 | 0% | 10 | 8% |
| 046 DOOLY | 64 | 155 | 41% | 14 | 22% | 48 | 75% | 1 | 2% | 1 | 2% |
| 047 DOUGHERTY | 578 | 1230 | 47% | 73 | 13% | 462 | 80% | 37 | 6% | 6 | 1% |

County Jail Report
Primary Jail Capacity Data
June 2021

(Does not include Inmates housed in other detention facilities such as Work Release Centers, County Prisons, etc.)

| Jurisdiction | Number of Inmates In Jail | Jail Capacity | Inmates as % of Capacity | Number of Inmates Sentenced to State | | Number of Inmates Awaiting Trial in Jail | | Number of Inmates Serving County Sentence | | Number of Other Inmates | |
|----------------------|---------------------------|---------------|--------------------------|--------------------------------------|------------|--|------------|---|------------|-------------------------|------------|
| | | | | Number | % of Total | Number | % of Total | Number | % of Total | Number | % of Total |
| 048 DOUGLAS | 692 | 1500 | 46% | 30 | 4% | 591 | 85% | 59 | 9% | 12 | 2% |
| 049 EARLY | 39 | 66 | 59% | 4 | 10% | 25 | 64% | 6 | 15% | 4 | 10% |
| 050 ECHOLS NO JAIL | 0 | 0 | 0% | 0 | 0% | 0 | 0% | 0 | 0% | 0 | 0% |
| 051 EFFINGHAM | 172 | 230 | 75% | 9 | 5% | 156 | 91% | 5 | 3% | 2 | 1% |
| 052 ELBERT | 71 | 117 | 61% | 4 | 6% | 60 | 85% | 5 | 7% | 2 | 3% |
| 053 EMANUEL | 132 | 102 | 129% | 2 | 2% | 63 | 48% | 6 | 5% | 61 | 46% |
| 054 EVANS NO JAIL | 0 | 0 | 0% | 0 | 0% | 0 | 0% | 0 | 0% | 0 | 0% |
| 055 FANNIN | 60 | 84 | 71% | 7 | 12% | 52 | 87% | 1 | 2% | 0 | 0% |
| 056 FAYETTE | 235 | 384 | 61% | 16 | 7% | 212 | 90% | 5 | 2% | 2 | 1% |
| 057 FLOYD | 596 | 838 | 71% | 43 | 7% | 399 | 67% | 101 | 17% | 53 | 9% |
| 058 FORSYTH | 338 | 608 | 56% | 42 | 12% | 261 | 77% | 31 | 9% | 4 | 1% |
| 059 FRANKLIN | 83 | 72 | 115% | 6 | 7% | 68 | 82% | 8 | 10% | 1 | 1% |
| 060 FULTON | 2979 | 2688 | 111% | 38 | 1% | 2627 | 88% | 21 | 1% | 293 | 10% |
| 061 GILMER | 80 | 142 | 56% | 5 | 6% | 53 | 66% | 3 | 4% | 19 | 24% |
| 062 GLASCOCK NO JAIL | 0 | 0 | 0% | 0 | 0% | 0 | 0% | 0 | 0% | 0 | 0% |
| 063 GLYNN | 407 | 610 | 67% | 15 | 4% | 291 | 71% | 1 | 0% | 100 | 25% |
| 064 GORDON | 250 | 376 | 66% | 19 | 8% | 161 | 64% | 69 | 28% | 1 | 0% |
| 065 GRADY | 88 | 125 | 70% | 1 | 1% | 70 | 80% | 14 | 16% | 3 | 3% |
| 066 GREENE | 50 | 125 | 40% | 21 | 42% | 25 | 50% | 3 | 6% | 1 | 2% |
| 067 GWINNETT | 1878 | 2744 | 68% | 51 | 3% | 1601 | 85% | 19 | 1% | 207 | 11% |
| 068 HABERSHAM | 111 | 160 | 69% | 12 | 11% | 88 | 79% | 7 | 6% | 4 | 4% |
| 069 HALL | 702 | 1026 | 68% | 175 | 25% | 323 | 46% | 183 | 26% | 21 | 3% |
| 070 HANCOCK | 21 | 80 | 26% | 1 | 5% | 15 | 71% | 4 | 19% | 1 | 5% |
| 071 HARALSON | 129 | 120 | 108% | 5 | 4% | 99 | 77% | 23 | 18% | 2 | 2% |
| 072 HARRIS | 44 | 100 | 44% | 2 | 5% | 31 | 70% | 1 | 2% | 10 | 23% |
| 073 HART | 51 | 50 | 102% | 1 | 2% | 47 | 92% | 0 | 0% | 3 | 6% |
| 074 HEARD | 43 | 60 | 72% | 1 | 2% | 38 | 88% | 1 | 2% | 3 | 7% |
| 075 HENRY | 638 | 908 | 70% | 54 | 8% | 337 | 53% | 247 | 39% | 0 | 0% |
| 076 HOUSTON | 462 | 507 | 91% | 20 | 4% | 421 | 91% | 15 | 3% | 6 | 1% |
| 077 IRWIN | 581 | 1201 | 48% | 1 | 0% | 26 | 4% | 1 | 0% | 553 | 95% |
| 078 JACKSON | 172 | 452 | 38% | 20 | 12% | 133 | 77% | 16 | 9% | 3 | 2% |
| 079 JASPER | 36 | 64 | 56% | 2 | 6% | 26 | 72% | 4 | 11% | 4 | 11% |
| 080 JEFFDAVIS/HAZ | 34 | 64 | 53% | 5 | 15% | 29 | 85% | 0 | 0% | 0 | 0% |
| 081 JEFFERSON | 97 | 128 | 76% | 8 | 8% | 0 | 0% | 46 | 47% | 43 | 44% |
| 082 JENKINS | 40 | 24 | 167% | 0 | 0% | 19 | 48% | 1 | 3% | 20 | 50% |
| 083 JOHNSON | 24 | 42 | 57% | 6 | 25% | 0 | 0% | 0 | 0% | 18 | 75% |
| 084 JONES | 141 | 125 | 113% | 10 | 7% | 81 | 57% | 23 | 16% | 27 | 19% |
| 085 LAMAR | 75 | 158 | 47% | 12 | 16% | 0 | 0% | 58 | 77% | 5 | 7% |
| 086 LANIER NO JAIL | 0 | 0 | 0% | 0 | 0% | 0 | 0% | 0 | 0% | 0 | 0% |
| 087 LAURENS | 221 | 270 | 82% | 51 | 23% | 101 | 46% | 23 | 10% | 46 | 21% |
| 088 LEE | 57 | 57 | 100% | 1 | 2% | 51 | 89% | 3 | 5% | 2 | 4% |
| 089 LIBERTY | 207 | 300 | 69% | 13 | 6% | 144 | 70% | 4 | 2% | 46 | 22% |
| 090 LINCOLN | 49 | 81 | 60% | 7 | 14% | 16 | 33% | 3 | 6% | 23 | 47% |
| 091 LONG NO JAIL | 0 | 0 | 0% | 0 | 0% | 0 | 0% | 0 | 0% | 0 | 0% |
| 092 LOWNDES | 593 | 920 | 64% | 46 | 8% | 426 | 72% | 95 | 16% | 26 | 4% |
| 093 LUMPKIN | 93 | 150 | 62% | 23 | 25% | 67 | 72% | 1 | 1% | 2 | 2% |
| 094 MCDUFFIE | 80 | 222 | 36% | 0 | 0% | 61 | 76% | 1 | 1% | 18 | 23% |

County Jail Report
Primary Jail Capacity Data
June 2021

(Does not include Inmates housed in other detention facilities such as Work Release Centers, County Prisons, etc.)

| Jurisdiction | Number of Inmates | | | Number of Inmates Sentenced to State | | Number of Inmates Awaiting Trial in Jail | | Number of Inmates Serving County Sentence | | Number of Other Inmates | |
|------------------------|-------------------|---------------|--------------------------|--------------------------------------|------------|--|------------|---|------------|-------------------------|------------|
| | In Jail | Jail Capacity | Inmates as % of Capacity | Number | % of Total | Number | % of Total | Number | % of Total | Number | % of Total |
| 095 MCINTOSH | 74 | 114 | 65% | 0 | 0% | 53 | 72% | 4 | 5% | 17 | 23% |
| 096 MACON | 13 | 68 | 19% | 0 | 0% | 13 | 100% | 0 | 0% | 0 | 0% |
| 097 MADISON | 83 | 96 | 86% | 5 | 6% | 59 | 71% | 7 | 8% | 12 | 14% |
| 098 MARION | 9 | 30 | 30% | 0 | 0% | 8 | 89% | 0 | 0% | 1 | 11% |
| 099 MERIWETHER | 73 | 106 | 69% | 0 | 0% | 64 | 88% | 1 | 1% | 8 | 11% |
| 100 MILLER | 29 | 70 | 41% | 0 | 0% | 20 | 69% | 4 | 14% | 5 | 17% |
| 101 MITCHELL | 96 | 116 | 83% | 5 | 5% | 76 | 79% | 8 | 8% | 7 | 7% |
| 102 MONROE | 141 | 168 | 84% | 9 | 6% | 125 | 89% | 3 | 2% | 4 | 3% |
| 103 MONTGOMERY NO JAIL | 0 | 0 | 0% | 0 | 0% | 0 | 0% | 0 | 0% | 0 | 0% |
| 104 MORGAN | 93 | 192 | 48% | 3 | 3% | 80 | 86% | 7 | 8% | 3 | 3% |
| 105 MURRAY | 176 | 160 | 110% | 19 | 11% | 146 | 83% | 5 | 3% | 6 | 3% |
| 106 MUSCOGEE | 964 | 1069 | 90% | 59 | 6% | 748 | 78% | 94 | 10% | 63 | 7% |
| 107 NEWTON | 295 | 600 | 49% | 49 | 17% | 205 | 69% | 35 | 12% | 6 | 2% |
| 108 OCONEE | 19 | 136 | 14% | 4 | 21% | 11 | 58% | 3 | 16% | 1 | 5% |
| 109 OGLETHORPE | 48 | 64 | 75% | 3 | 6% | 14 | 29% | 13 | 27% | 18 | 38% |
| 110 PAULDING | 209 | 299 | 70% | 7 | 3% | 135 | 65% | 53 | 25% | 14 | 7% |
| 111 PEACH | 116 | 125 | 93% | 37 | 32% | 0 | 0% | 70 | 60% | 9 | 8% |
| 112 PICKENS | 73 | 140 | 52% | 1 | 1% | 56 | 77% | 3 | 4% | 13 | 18% |
| 113 PIERCE | 69 | 72 | 96% | 0 | 0% | 66 | 96% | 1 | 1% | 2 | 3% |
| 114 PIKE | 34 | 34 | 100% | 4 | 12% | 28 | 82% | 2 | 6% | 0 | 0% |
| 115 POLK | 184 | 362 | 51% | 1 | 1% | 40 | 22% | 3 | 2% | 140 | 76% |
| 116 PULASKI | 54 | 42 | 129% | 0 | 0% | 26 | 48% | 27 | 50% | 1 | 2% |
| 117 PUTNAM | 91 | 120 | 76% | 5 | 5% | 81 | 89% | 5 | 5% | 0 | 0% |
| 118 QUITMAN NO JAIL | 0 | 0 | 0% | 0 | 0% | 0 | 0% | 0 | 0% | 0 | 0% |
| 119 RABUN | 194 | 102 | 190% | 61 | 31% | 84 | 43% | 21 | 11% | 28 | 14% |
| 120 RANDOLPH | 46 | 121 | 38% | 4 | 9% | 39 | 85% | 3 | 7% | 0 | 0% |
| 121 RICHMOND | 972 | 910 | 107% | 21 | 2% | 837 | 86% | 0 | 0% | 114 | 12% |
| 122 ROCKDALE | 247 | 692 | 36% | 8 | 3% | 220 | 89% | 8 | 3% | 11 | 4% |
| 123 SCHLEY | 7 | 12 | 58% | 2 | 29% | 2 | 29% | 3 | 43% | 0 | 0% |
| 124 SCREVEN | 42 | 247 | 17% | 9 | 21% | 22 | 52% | 4 | 10% | 7 | 17% |
| 125 SEMINOLE | 45 | 54 | 83% | 4 | 9% | 40 | 89% | 1 | 2% | 0 | 0% |
| 126 SPALDING | 389 | 547 | 71% | 23 | 6% | 341 | 88% | 22 | 6% | 3 | 1% |
| 127 STEPHENS | 162 | 192 | 84% | 1 | 1% | 125 | 77% | 5 | 3% | 31 | 19% |
| 128 STEWART NO JAIL | 0 | 0 | 0% | 0 | 0% | 0 | 0% | 0 | 0% | 0 | 0% |
| 129 SUMTER | 171 | 262 | 65% | 1 | 1% | 116 | 68% | 1 | 1% | 53 | 31% |
| 130 TALBOT NO JAIL | 0 | 0 | 0% | 0 | 0% | 0 | 0% | 0 | 0% | 0 | 0% |
| 131 TALIAFERRO NO JAIL | 0 | 0 | 0% | 0 | 0% | 0 | 0% | 0 | 0% | 0 | 0% |
| 132 TATTNALL | 107 | 136 | 79% | 5 | 5% | 51 | 48% | 5 | 5% | 46 | 43% |
| 133 TAYLOR | 17 | 62 | 27% | 0 | 0% | 15 | 88% | 0 | 0% | 2 | 12% |
| 134 TELFAIR | 51 | 36 | 142% | 0 | 0% | 50 | 98% | 0 | 0% | 1 | 2% |
| 135 TERRELL | 16 | 55 | 29% | 0 | 0% | 14 | 88% | 0 | 0% | 2 | 13% |
| 136 THOMAS | 213 | 270 | 79% | 12 | 6% | 176 | 83% | 23 | 11% | 2 | 1% |
| 137 TIFT | 256 | 260 | 98% | 5 | 2% | 38 | 15% | 86 | 34% | 127 | 50% |
| 138 TOOMBS | 124 | 121 | 102% | 16 | 13% | 100 | 81% | 4 | 3% | 4 | 3% |
| 139 TOWNS | 30 | 50 | 60% | 2 | 7% | 22 | 73% | 2 | 7% | 4 | 13% |
| 140 TREUTLEN | 35 | 42 | 83% | 3 | 9% | 17 | 49% | 2 | 6% | 13 | 37% |
| 141 TROUP | 540 | 540 | 100% | 23 | 4% | 417 | 77% | 13 | 2% | 87 | 16% |

County Jail Report
Primary Jail Capacity Data
June 2021

(Does not include Inmates housed in other detention facilities such as Work Release Centers, County Prisons, etc.)

| Jurisdiction | Number of Inmates In Jail | Jail Capacity | Inmates as % of Capacity | Number of Inmates Sentenced to State | | Number of Inmates Awaiting Trial in Jail | | Number of Inmates Serving County Sentence | | Number of Other Inmates | |
|---------------------|---------------------------|---------------|--------------------------|--------------------------------------|------------|--|--------------|---|------------|-------------------------|------------|
| | | | | Number | % of Total | Number | % of Total | Number | % of Total | Number | % of Total |
| 142 TURNER | 52 | 102 | 51% | 2 | 4% | 16 | 31% | 2 | 4% | 32 | 62% |
| 143 TWIGGS | 24 | 48 | 50% | 0 | 0% | 0 | 0% | 18 | 75% | 6 | 25% |
| 144 UNION | 58 | 57 | 102% | 9 | 16% | 42 | 72% | 4 | 7% | 3 | 5% |
| 145 UPSON | 132 | 213 | 62% | 15 | 11% | 105 | 80% | 8 | 6% | 4 | 3% |
| 146 WALKER | 251 | 233 | 108% | 38 | 15% | 213 | 85% | 0 | 0% | 0 | 0% |
| 147 WALTON | 467 | 440 | 106% | 61 | 13% | 373 | 80% | 24 | 5% | 9 | 2% |
| 148 WARE | 418 | 500 | 84% | 10 | 2% | 278 | 67% | 44 | 11% | 86 | 21% |
| 149 WARREN NO JAIL | 0 | 0 | 0% | 0 | 0% | 0 | 0% | 0 | 0% | 0 | 0% |
| 150 WASHINGTON | 107 | 236 | 45% | 8 | 7% | 0 | 0% | 9 | 8% | 90 | 84% |
| 151 WAYNE | 109 | 170 | 64% | 0 | 0% | 0 | 0% | 27 | 25% | 82 | 75% |
| 152 WEBSTER NO JAIL | 0 | 0 | 0% | 0 | 0% | 0 | 0% | 0 | 0% | 0 | 0% |
| 153 WHEELER | 20 | 18 | 111% | 3 | 15% | 17 | 85% | 0 | 0% | 0 | 0% |
| 154 WHITE | 81 | 176 | 46% | 3 | 4% | 73 | 90% | 4 | 5% | 1 | 1% |
| 155 WHITFIELD | 422 | 551 | 77% | 65 | 15% | 316 | 75% | 19 | 5% | 22 | 5% |
| 156 WILCOX | 26 | 16 | 163% | 12 | 46% | 1 | 4% | 13 | 50% | 0 | 0% |
| 157 WILKES | 40 | 80 | 50% | 7 | 18% | 23 | 58% | 1 | 3% | 9 | 23% |
| 158 WILKINSON | 24 | 44 | 55% | 2 | 8% | 22 | 92% | 0 | 0% | 0 | 0% |
| 159 WORTH | 55 | 46 | 120% | 2 | 4% | 52 | 95% | 0 | 0% | 1 | 2% |
| Grand Totals | 35,436 | 49,064 | 72 | 2066% | 6% | 25,392 | 7200% | 4,094 | 12% | 3,884 | 11% |